



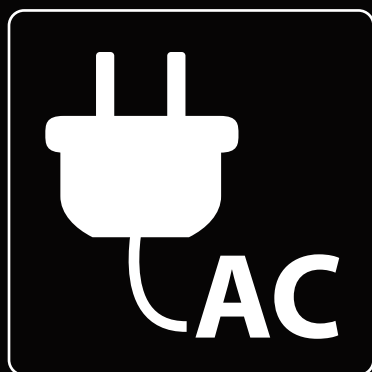
**Cordless Worklight
DML809**



Delivers Max 10,000 Lumens



Powered by both



and



Luminous flux: max. 10,000lm



AC cord can be stored around the hooks.

3 brightness settings


High

10,000 lm




Medium

4,000 lm



Low

2,000 lm



Switch
On / Off



High / Medium / Low

Controller with memory function remembers the brightness setting last time you power off, allowing to avoid adjusting brightness again.



Compact design with a short height thanks to the retractable carrying handle.



Knob for free adjustment of light angle enables the light source to rotate from -30° to 210° to a desired angle.

Light source

(Type : LED 96)	High	Medium	Low
Illuminance (lx)*1	3,800	1,500	800
Luminous flux (lm)	10,000	4,000	2,000
Continuous run time*2	1.7h	4.5h	8.5h

*1 at 1m from the light source

*2 on a single full battery charge, Battery : BL1860Bx2

Battery capacity warning function

automatically notifies about reduction in battery capacity with the decrease of Illuminance (Only one LED is on notification)

1. Full brightness, with all LEDs on.
2. Only one LED is on as the picture below.
(This will continue about five to ten minutes in case of using battery.)
3. All LEDs turn off.



Dust and water resistance (only with DC power)

IP65

For use in outdoor applications or harsh environments

Powered by both...



AC

Power Supply Cord: 2.5 m (8.2 ft)



DC

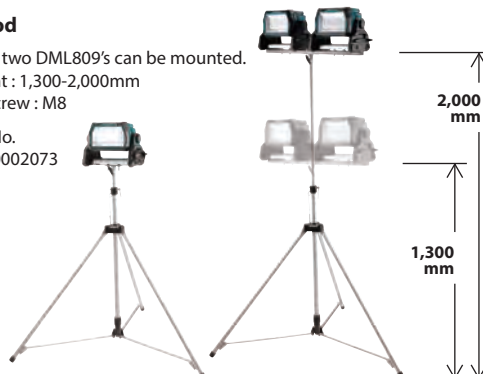
18V
Lithium-Ion

Accessories

Tripod

Up to two DML809's can be mounted.
Height : 1,300-2,000mm
Set Screw : M8

Part No.
GM00002073



Cordless Worklight DML809

Double Insulation

Standard Equipment :

AC Power Cord

Run Time (hrs)	Up to: 8.5
Illuminance (High / Med / Low)	
at 1m from the light source:	3,800 / 1,500 / 800 lx
at 3m from the light source:	380 / 150 / 80 lx
at 5m from the light source:	150 / 60 / 30 lx
Luminous Flux (High / Med / Low)	10,000 / 4,000 / 2,000 lm
Dimensions (L x W x H)	
w/ Handle in Retracted Position:	249x370x278 mm (9-3/4"x14-1/2"x11")
w/ Handle in Upright Position:	249x370x370 mm (9-3/4"x14-1/2"x14-1/2")
Net weight	5.7 - 7.0 kg (12.6 - 15.4 lbs.)

The weight may differ depending on the attachment(s), including the battery cartridge.

Items of standard equipment and specifications may vary by country or area.

Makita Corporation

3-11-8 Sumiyoshi-cho, Anjo, Aichi, 446-8502 Japan

PRINTED IN JAPAN 201911