

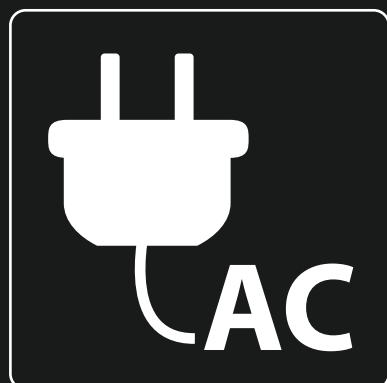


# Cordless Area Worklight DML810



## Max 5,500lm Self-Righting Area Light

Powered by both



and



One or Two



Self-righting design



# Max 5,500lm Cordless Area Worklight


## Light diffusing lens

202 super luminous daylight white LEDs: 40.4W (0.2W x 202)



## Inlet type AC power supply cord

Detachable and can be stored compactly on the back of the light body when not in use.



## Reflector

glows in the dark to help you locate the worklight body.



## Padlock hole

for battery theft protection\*  
\*Padlock not included



## Switch

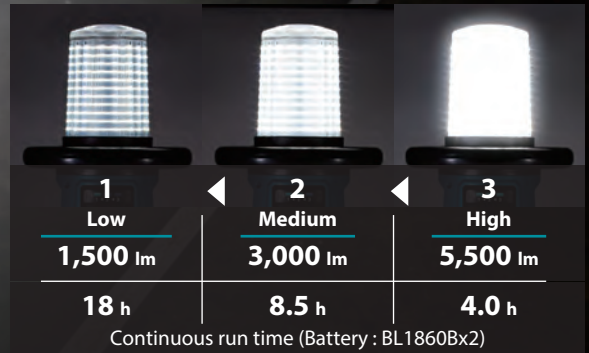
3-stage brightness switch  
On/off Power switch  
Adjustable illumination area switch

## Self-righting design

won't fall over even if bumped.



## 3-stage brightness switch



## Adjustable illumination area



Controller with memory function remembers the brightness setting and the lighting area setting last time you power off, allowing the user to avoid adjusting again.

## Powered by both DC and AC



# IP54

certified dust and water resistance (only with DC power)

## Battery capacity warning function

automatically notifies about reduction in battery capacity with the decrease of illuminance (Only four LEDs are on for notification).



## AC outlet for connecting multiple units together

- Up to 8 units can be connected together.
- Equipped with a circuit breaker for protection from overload.



## Carrying handle



having openings through which anti-theft chain or cable can pass.



## Cordless Area Worklight DML810

<b>Run Time (hrs)</b>	High: 4.0 / Medium: 8.5 / Low: 18
<b>Illuminance (High / Med / Low)</b>	at 1m from the light source: 550 / 300 / 150 lx at 3m from the light source: 70 / 40 / 20 lx at 5m from the light source: 25 / 15 / 7 lx
<b>Luminous Flux</b>	High / Med / Low: 5,500 / 3,000 / 1,500 lm
<b>Dimensions (L x W x H)</b>	420x420x787 mm (16-1/2"x16-1/2"x31")
<b>Net weight</b>	13.9 - 15.3 kg (30.6 - 33.7 lbs.)

**Standard Equipment :** AC Power Cord  
**Battery & Charger Sold Separately. Power Supply Cord: 2.5 m (8.2 ft)**

*The weight may differ depending on the attachment(s), including the battery cartridge. Items of standard equipment and specifications may vary by country or area.*

## Makita Corporation

3-11-8 Sumiyoshi-cho, Anjo, Aichi, 446-8502 Japan

PRINTED IN JAPAN 201912