



Lightweight and Powerful Chain Saws for Home and Garden

Satisfy Professional's Needs



Photo: EA3601F

Stratified scavenging 2-stroke engine

35.2mL
EA3600F



35.2mL
EA3601F

Tool-less tension adjustment



2-stroke engine with catalytic muffler

35.0mL
EA3500S
32.0mL
EA3200S



35.0mL
EA3501S
32.0mL
EA3201S

Tool-less tension adjustment



2-stroke engine

35.0mL
EA3502S
32.0mL
EA3202S



35.0mL
EA3503S
32.0mL
EA3203S

Tool-less tension adjustment



High power and low fuel consumption

The most lightweight powerful and dependable chain saw for home use, construction work and farm use.

35.2ml, 1.7kW/ 2.4PS

EA3601F Tool-less tension adjustment

EA3600F



Stratified Scavenging

Photo: EA3600F



	EA3601F	EA3600F
Guide bar length	400mm (16")	400mm (16")
	350mm (14")	350mm (14")
Chain blade	Pitch: 3/8"	Pitch: 3/8"
	Gauge: 0.050"	Gauge: 0.050"
Displacement	35.2mL	35.2mL
Engine power	1.7kW / 2.4PS	1.7kW / 2.4PS
Fuel tank	0.31L	0.31L
Chain oil tank	0.26L	0.26L
Power head weight	4.2kg (9.2lbs)	4.2kg (9.2lbs)

Standard Equipment
Guide Bar, Saw Chain, Guide Bar Cover, Socket Wrench, -Screwdriver



High power of 1.7kW/ 2.4PS
Stratified scavenging engine
35.2mL (2.1cu.in)

Low fuel consumption -20%*

- *More than 20% lower than model with a catalytic converter
- Stratified scavenging 2-stroke engine has achieved low fuel consumption and reduced noxious exhaust emissions.

Compact & lightweight design



lightweight at 4.2kg

- Overwhelmingly compact design immediately noticeable at a glance
- More lightweight design achieved by reconsidering and optimizing the design of every single part

Photo: EA3600F

Captive nuts prevent loss of nut when removing sprocket cover to replace guide bar or saw chain.
(EA3600F only)



New adjustment system for easier tool-less saw chain tension adjustment

(EA3601F only)


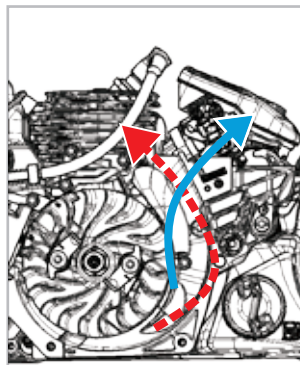
1. Extendable lever provides higher tightening torque.
 - Higher tightening torque - about 27% higher than EA3500S
2. Dial for easier adjustment of saw chain tension



Centrifugal air cleaner for enhanced air filtration

Centrifugal separation system effectively removes large dust particles away from intake air and reduces dust stuck on the filter to extend intervals of filter maintenance.

- Indicates the direction of the movement of air containing dust particles.
- - - Indicates the direction of the movement of air containing a few dust particles.



Easy maintenance air cleaner

Big tank cap, with Z-shaped hook for easy operation



Metal spike bar



Supports felling small tree or cutting mid-diameter log.

Tight sealing but easy-to-open air cleaner cover



Adjustable metal oil pump



for excellent lubrication which stops oil transport at idle speed.

Anti-icing



Low-vibration system



Metal spring damping system for good damping and long life time.

Metal chain catcher



for safety operation.

Easy start-up

Primer pump



Fuel level window

allows to check how much fuel is left in the tank from outside.



Touch& Stop switch system

keeps spark plug from getting wet.



spring-assisted recoil starter

support engine starting.



Compact & lightweight design

The most compact and lightweight entry class chain saw for home and garden.

32ml 1.35kW/ 1.8PS



Photo: EA3202S
EA3200S

EA3201S Tool-less tension adjustment

EA3200S

EA3203S Tool-less tension adjustment

EA3202S



Photo: EA3203S
EA3201S

More powerful entry class chain saw for home and garden.

The most powerful and dependable entry class chain saw for home and garden.

35ml 1.7kW/ 2.4PS



Photo: EA3502S
EA3500S

EA3501S Tool-less tension adjustment

EA3500S

EA3503S Tool-less tension adjustment

EA3502S



Photo: EA3503S
EA3501S

	EA3201S	EA3200S	EA3203S	EA3202S	EA3501S	EA3500S	EA3503S	EA3502S
Guide bar length	400mm (16")	400mm (16")	400mm (16")	400mm (16")	400mm (16")	400mm (16")	400mm (16")	400mm (16")
	350mm (14")	350mm (14")	350mm (14")	350mm (14")	350mm (14")	350mm (14")	350mm (14")	350mm (14")
	300mm (12")	300mm (12")	300mm (12")	300mm (12")	300mm (12")	300mm (12")	300mm (12")	300mm (12")
Chain blade	Pitch: 3/8" Gauge: 0.043" or 0.050"	Pitch: 3/8" Gauge: 0.043" or 0.050"	Pitch: 3/8" Gauge: 0.043" or 0.050"	Pitch: 3/8" Gauge: 0.043" or 0.050"	Pitch: 3/8" Gauge: 0.043" or 0.050"	Pitch: 3/8" Gauge: 0.043" or 0.050"	Pitch: 3/8" Gauge: 0.043" or 0.050"	Pitch: 3/8" Gauge: 0.043" or 0.050"
Displacement	32mL	32mL	32mL	32mL	35.0mL	35.0mL	35.0mL	35.0mL
Engine power	1.35kW / 1.9PS	1.35kW / 1.9PS	1.35kW / 1.9PS	1.35kW / 1.9PS	1.7kW / 2.4PS	1.7kW / 2.4PS	1.7kW / 2.4PS	1.7kW / 2.4PS
Fuel tank	0.4L	0.4L	0.4L	0.4L	0.4L	0.4L	0.4L	0.4L
Chain oil tank	0.28L	0.28L	0.28L	0.28L	0.29L	0.29L	0.29L	0.29L
Power head weight	4.2kg (9.3lbs)	4.1kg (9.0lbs)	4.1kg (9.0lbs)	4.0kg (8.8lbs)	4.5kg (9.9lbs)	4.4kg (9.7lbs)	4.5kg (9.9lbs)	4.4kg (9.7lbs)


Standard Equipment

Guide Bar, Saw Chain, Guide Bar Cover, Socket Wrench, Screwdriver

Environment-friendly 2-stroke engine

with Catalytic muffler to comply with all known exhaust emission regulations.
(EA3501S, EA3500S, EA3201S, EA3200S)

Tool-less tension adjustment of saw chain.



EA3501S
EA3503S
EA3201S
EA3203S
only

Two retaining nuts for reliable bar fastening.



EA3500S
EA3502S
EA3200S
EA3202S
only

Lateral chain tensioner provides easy operator access.

Easy start-up with spring-assisted recoil starter



Touch& Stop swiech system keeps spark plug from getting wet.



Big tank cap, with Z-shaped hook for easy operation



Solid heat protector between housing and exhaust muffler



Primer pump for easy start-up



Outside sprocket for easy maintenance



Adjustable metal oil pump for better chain blade lubrication

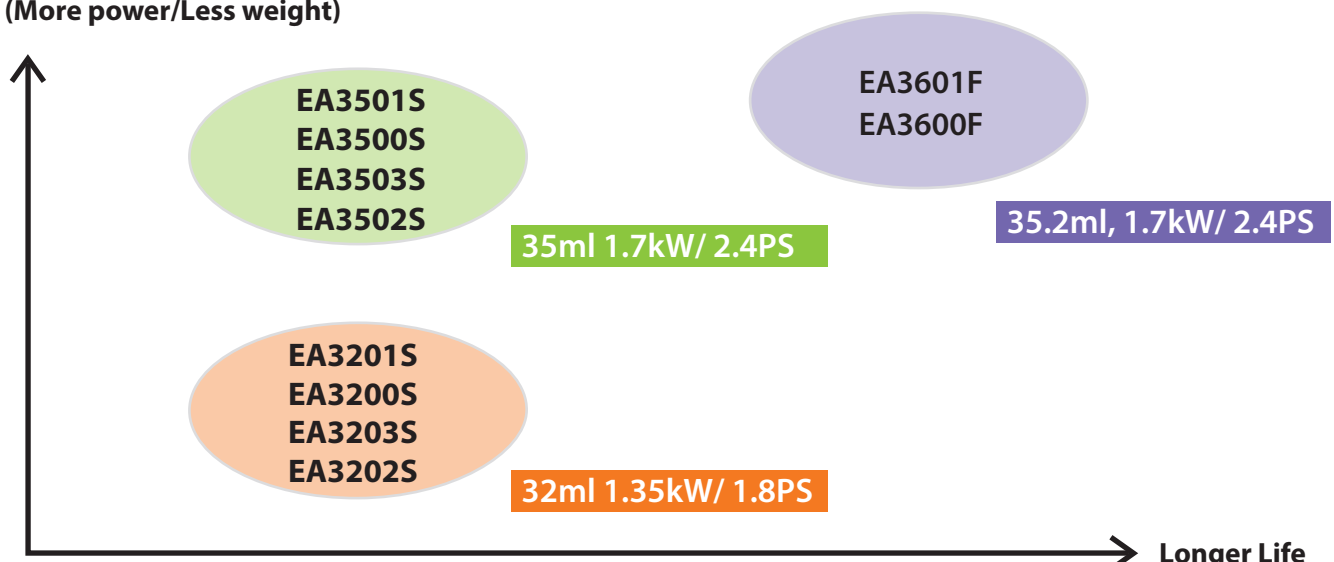


Large metal spike bar holds the machine steady for increased productivity.



Makita Lightweight and Powerful Chain Saws Comparison List

Power to weight ratio
(More power/Less weight)



Specification Comparison

Model	EA3601F	EA3600F	EA3501S / EA3503S	EA3500S / EA3502S	EA3201S / EA3203S	EA3200S / EA3202S
Guide bar length	400mm (16") 350mm (14")	400mm (16") 350mm (14")	400mm (16") 350mm (14") 300mm (12")	400mm (16") 350mm (14") 300mm (12")	400mm (16") 350mm (14") 300mm (12")	400mm (16") 350mm (14") 300mm (12")
Chain blade Pitch :	3/8"	3/8"	3/8"	3/8"	3/8"	3/8"
Gauge :	0.050"	0.050"	0.043" or 0.050"	0.043" or 0.050"	0.043" or 0.050"	0.043" or 0.050"
Displacement	35.2mL	35.2mL	35.0mL	35.0mL	32mL	32mL
Engine power	1.7kW / 2.4PS	1.7kW / 2.4PS	1.7kW / 2.4PS	1.7kW / 2.4PS	1.35kW / 1.9PS	1.35kW / 1.9PS
Fuel tank	0.31L	0.31L	0.4L	0.4L	0.4L	0.4L
Chain oil tank	0.26L	0.26L	0.29L	0.29L	0.28L	0.28L
Sound pressure level	99dB(A)	99dB(A)	100dB(A) / -	100dB(A) / -	102.6dB(A)	102.6dB(A)
Sound power level	111dB(A)	111dB(A)	110dB(A) / -	110dB(A) / -	109.8dB(A)	109.8dB(A)
Vibration level Front handle	3.3m/s ²	3.3m/s ²	4.9m/s ² / -	4.9m/s ² / -	4.8m/s ²	4.8m/s ²
Vibration level Rear handle	3.4m/s ²	3.4m/s ²	5.0m/s ² / -	5.0m/s ² / -	4.8m/s ²	4.8m/s ²
Power head weight	4.2kg (9.2lbs)	4.2kg (9.2lbs)	4.5kg (9.9lbs)	4.4kg (9.7lbs)	4.2kg / 4.1kg (9.3lbs) / (9.0lbs)	4.1kg / 4.0kg (9.0lbs) / (8.8lbs)
Tool-less tension adjustment	●		●		●	
Stratified scavenging	●	●				
Catalytic converter			● / -	● / -	● / -	● / -
Anti Vibration	●	●	●	●	●	●
Automatic Oiling	●	●	●	●	●	●
Chain Brake	●	●	●	●	●	●
Primer Pump	●	●	●	●	●	●
Capacitor Discharge Ignition	●	●	●	●	●	●
Easy Start	●	●	●	●	●	●

Accessories

Guide Bar / Chain Blade / Guide Bar Cover

Sprocket nose bar



Guide Bar		Saw Chain						Bar Cover Part No.	File diameter, 1st half of top plate	File diameter 2nd half of top plate	
Bar length	Part No.	No. of drive links	gauge	pitch	Cutter type		Saw Chain Part No.				
30cm/12"	165245-8	46	1.1mm/0.043"	3/8"	90SG	CC	713049-8	419559-0	4.5mm	4.0mm	
35cm/14"	165246-6	52					713050-3	419559-0			
40cm/16"	165247-4	56					531 290 056	419560-5			
30cm/12"	442 030 661	46	1.3mm/0.050"	3/8"	91PX	CC	196211-4	952 010 630	4.0mm	4.0mm	
35cm/14"	442 035 661	52					196212-2				952 010 640
40cm/16"	165202-6	56					196213-0				952 010 640

File



Size	Part No.
4mm	953 003 090
4.5mm	953 003 100

File holder



Size	Part No.
4mm (for 91PX)	953 030 010
4.5mm (for 90SG)	953 030 020

Depth gauge jointer

For all saw chain



Part No.
953 100 090

Flat file

For all saw chain.



Part No.
953 003 0060

File handle

For file without handle.



Part No.
953 004 010

Chain saw tool set



Part No.
988 050 211

High-performance two-stroke engine oil 50:1

* with measuring cup

Makita High-performance two-stroke engine oil is semi-synthetic oil with excellent lubricating qualities, low smoke and low carbon residue. Contains additives that effect fuel stabilization.



	Part No.
100ml	980 008 106
1L	980 008 107
1L*	980 008 112

Chain oil

With Makita chain oil, chain oiling is formulated to adhere to the bar and chain and to reduce wear. Adhesion additive helps keep sap and pitch from clinging to the bar and chain.
(Not available in Austria)



	Part No.
1L	980 002 256
5L	980 002 258

BIOTOP Chain oil

With BIOTOP, chain oiling is safe for environment. BIOTOP is purely vegetable-based and readily biodegradable. It meets the strict requirements of the RAL UZ48 environment mark for environmental compatibility, lubrication, and aging resistance.



	Part No.
1L	980 008 210
5L	980 008 211

Workgloves PROFESSIONAL

Excellent for outdoor purposes such as construction, gardening, forest and hobby. Valuable Kidskin. Padded on the inside. Adjustable. Elastic outside. Cotton thumb for wiping sweat from the face. Reinforced fingertips. Available in S M L XL XXL.



Size	Part No.
S	988 000 907
M	988 000 908
L	988 000 909
XL	988 000 910
XXL	988 000 911
XXXL	988 000 912

Protective helmet

Light weight Helmet set with a large visor and ear protectors. Helmet set which provide protection for head, ears and face.



Products are not available in all countries

Part No.
988 000 605



Makita Corporation

3-11-8 Sumiyoshi-cho, Anjo, Aichi, 446-8502 Japan

PRINTED IN JAPAN BE-AG