



1,900 W Angle Grinder series

Slide switch

115mm (4-1/2") GA4590/ GA4591/ GA4592

125mm (5") GA5090/ GA5091/ GA5092



photo: GA5091

Paddle switch

115mm (4-1/2") GA4593/ GA4594/ GA4595

125mm (5") GA5093/ GA5094/ GA5095



photo: GA5093




GA4591, GA4593,
GA4594, GA5091,
GA5093, GA5094

Continuous rating input: 1900W

Continuous rating input is drastically increased thanks to the following two improvements:

- Heat generation in armature body is reduced by high grade steel sheet
- Cooling performance improved by repositioned electrical parts, vent shapes and added diffuser



Added diffuser



Easy-to-hold barrel grip housing


Circumference of grip portion

GA4590/ GA4591/ GA4592/ GA5090/ GA5091/ GA5092: 205mm

GA4593/ GA4594/ GA4595/ GA5093/ GA5094/ GA5095: 207mm

Toolless wheel cover with Slide style lever

Bevel can be adjusted and removed by sliding the lever.



AFT

Active Feedback sensing Technology

Shuts down the tool, if the rotation speed suddenly slows down.

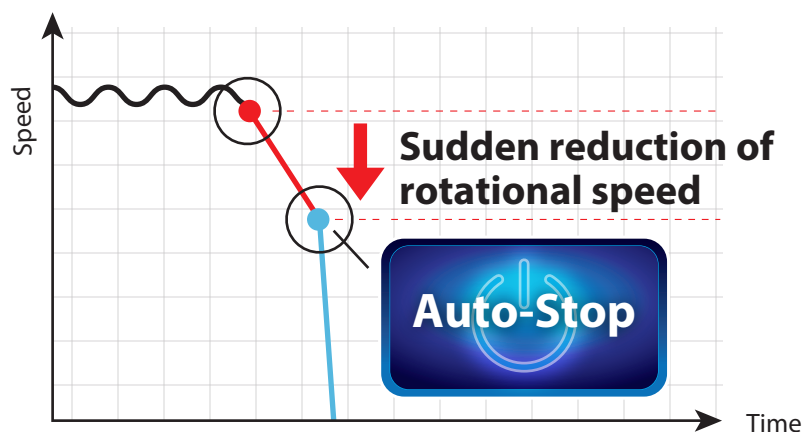




photo: GA4590

High grade steel sheet



Super Joint System II

Leaf spring absorbs vibration and relieves shock during operation.

Wheel size		Mechanical brake	Variable speed control by dial	Soft Start	Current limiter	Constant speed control	Anti-restart function
115mm	125mm						
GA4590	GA5090	-	•	•	•	•	•
GA4591	GA5091	•	•	•	•	•	•
GA4592	GA5092	-	-	•	•	•	•
GA4593	GA5093	•	•	•	•	•	•
GA4594	GA5094	•	-	•	•	•	•
GA4595	GA5095	-	-	•	•	•	•

Slide switch

115mm (4-1/2") GA4590/ GA4591/ GA4592
 125mm (5") GA5090/ GA5091/ GA5092

Paddle switch

115mm (4-1/2") GA4593/ GA4594/ GA4595
 125mm (5") GA5093/ GA5094/ GA5095



Accessories

Dust cover attachment set

Set of covers to attach to the vents of the machine to reduce ingress of dust



GA4590, GA4591, GA4592, GA5090, GA5091, GA5092	GA4593, GA4594, GA4595, GA5093, GA5094, GA5095
Part No. 191V72-9	Part No. 191Y29-8

Grip

Vibration proof
Part No. 194514-0



Made of plastic and elastomer
Part No. 1910X6-8



Made of plastic only
Part No. 1910X5-0



Wheel cover set

For cut-off wheels.



Wheel diameter	Part No.
115mm	1910X9-2/ *1910X7-6
125mm	1910Y0-7/ *1910X8-4

Clip-on cutting wheel guard attachment

Cutting wheel cover attachment that can be easily attached/detached from Wheel cover for depressed center wheel

Wheel diameter	Part No.
115mm	199709-0
125mm	199710-5

Dust collecting wheel guard for grinding

For use during cutting applications of offset diamond wheel

Part No.
191W05-0
*1911K2-1



Dust collecting wheel guard for cutting-off

For use during cutting applications of Diamond wheel

Part No.
191G06-2



Super flange 47

Makes it easy to remove the grinding wheel etc. after grinding operations.

Part No.
192227-7



Toolless lock nut M14

Part No. 195354-9/ 195462-6(20pcs)



Sanding lock nut 5/8-48

Part No. 193048-0



*For North American countries

Angle Grinder

GA4590 / GA4591 / GA4592 / GA4593 / GA4594 / GA4595 115 mm (4-1/2")
GA5090 / GA5091 / GA5092 / GA5093 / GA5094 / GA5095 125 mm (5")

264

Double Insulation
 Variable Speed (GA4590, GA4591, GA4593, GA5090, GA5091, GA5093)
 Brake (GA4591, GA4593, GA4594, GA5091, GA5093, GA5094)
 Constant Speed
 Soft Start
 Dust Collection

	GA4590	GA4591	GA4592	GA4593	GA4594	GA4595
Continuous rating Input	1,900W	1,900W	1,900W	1,900W	1,900W	1,900W
Wheel diameter	115 mm (4-1/2")	115 mm (4-1/2")	115 mm (4-1/2")	115 mm (4-1/2")	115 mm (4-1/2")	115 mm (4-1/2")
No load speed (RPM)	2,800 - 11,500	2,800 - 11,500	11,500	2,800 - 11,500	11,500	11,500
Dimensions at grip portion (W x H)	66 x 59 mm (2-5/8 x 2-5/16")	66 x 59 mm (2-5/8 x 2-5/16")	66 x 59 mm (2-5/8 x 2-5/16")	66 x 59 mm (2-5/8 x 2-5/16")	66 x 59 mm (2-5/8 x 2-5/16")	66 x 59 mm (2-5/8 x 2-5/16")
Circumference of grip portion	205 mm (8-1/8")	205 mm (8-1/8")	205 mm (8-1/8")	207mm (8-1/8")	207mm (8-1/8")	207mm (8-1/8")
Sound pressure level	93 dB(A)	90 dB(A)	93dB(A)	91 dB(A)	91 dB(A)	94 dB(A)
Sound power level	101 dB(A)	98 dB(A)	101 dB(A)	99 dB(A)	99 dB(A)	102 dB(A)
Vibration level *	4.7 m/s ²	5.4 m/s ²	4.7 m/s ²	5.8 m/s ²	5.8 m/s ²	5.4 m/s ²
Dimensions (L x W x H)	326x 130 x 123 mm (12-7/8 x 5-1/8 x 4-7/8")	349 x 130 x 129 mm (13-3/4 x 5-1/8 x 5-1/8")	326x 130 x 123 mm (12-7/8 x 5-1/8 x 4-7/8")	349 x 130 x 129 mm (13-3/4 x 5-1/8 x 5-1/8")	349 x 130 x 129 mm (13-3/4 x 5-1/8 x 5-1/8")	326 x 130 x 123 mm (12-3/4 x 5-1/8 x 4-7/8")
Net weight	2.6 - 3.8 kg (5.7 - 8.4 lbs.)	2.8 - 4.0 kg (6.2 - 8.8 lbs.)	2.6 - 3.8 kg (5.7 - 8.4 lbs.)	2.8 - 4.0 kg (6.2 - 8.8 lbs.)	2.8 - 4.0 kg (6.2 - 8.8 lbs.)	2.6 - 3.8 kg (5.7 - 8.4 lbs.)

	GA5090	GA5091	GA5092	GA5093	GA5094	GA5095
Continuous rating Input	1,900W	1,900W	1,900W	1,900W	1,900W	1,900W
Wheel diameter	125 mm (5")	125 mm (5")	125 mm (5")	125 mm (5")	125 mm (5")	125 mm (5")
No load speed (RPM)	2,800 - 11,500	2,800 - 11,500	11,500	2,800 - 11,500	11,500	11,500
Dimensions at grip portion (W x H)	66 x 59 mm (2-5/8 x 2-5/16")	66 x 59 mm (2-5/8 x 2-5/16")	66 x 59 mm (2-5/8 x 2-5/16")	66 x 59 mm (2-5/8 x 2-5/16")	66 x 59 mm (2-5/8 x 2-5/16")	66 x 59 mm (2-5/8 x 2-5/16")
Circumference of grip portion	205mm (8-1/8")	205mm (8-1/8")	205mm (8-1/8")	207mm (8-1/8")	207mm (8-1/8")	207mm (8-1/8")
Sound pressure level	93 dB(A)	90 dB(A)	93 dB(A)	91 dB(A)	91 dB(A)	94 dB(A)
Sound power level	101 dB(A)	98 dB(A)	101 dB(A)	99 dB(A)	99 dB(A)	102 dB(A)
Vibration level *	7.9 m/s ²	7.4 m/s ²	7.9 m/s ²	8.9 m/s ²	8.9 m/s ²	8.5 m/s ²
Dimensions (L x W x H)	326x 140 x 123 mm (12-7/8 x 5-1/2 x 4-7/8")	349 x 140 x 129 mm (13-3/4 x 5-1/2 x 5-1/8")	326x 140 x 123 mm (12-7/8 x 5-1/2 x 4-7/8")	349 x 140 x 129 mm (13-3/4 x 5-1/2 x 5-1/8")	349 x 140 x 129 mm (13-3/4 x 5-1/2 x 5-1/8")	326 x 140 x 123 mm (12-3/4 x 5-1/8 x 4-7/8")
Net weight	2.6 - 3.8 kg (5.7 - 8.4 lbs.)	2.8 - 4.0 kg (6.2 - 8.8 lbs.)	2.6 - 3.8 kg (5.7 - 8.4 lbs.)	2.9 - 4.0 kg (6.4 - 8.8 lbs.)	2.9 - 4.0 kg (6.4 - 8.8 lbs.)	2.7 - 3.8 kg (6.0 - 8.4 lbs.)

*Work mode: surface grinding with normal side grip **Standard Equipment:** Depressed center wheel, Side grip, Wheel cover, Lock nut wrench

The weight may differ depending on the attachment(s), including the battery cartridge. The lightest and heaviest combination, according to EPTA-Procedure 01/2014, are shown in the table.

Items of standard equipment and specifications may vary by country or area.

Makita Corporation

3-11-8 Sumiyoshi-cho, Anjo, Aichi, 446-8502 Japan

PRINTED IN JAPAN 202304