



**Circular Saw**  
**HS6600 / HS6601** 165mm (6-1/2")

**More compact and lightweight**

Continuous rating input  
**1,050 W**






# Compact and lightweight

Model	Overall length (mm)	Weight(kg)
HS6600/ HS6601	296	3.6 / 3.7
Predecessor Model	318	3.9

## Flat motor housing design

Increases stability when changing blades.



## Rear dust exhaust port

exhausts sawdust backward only, preventing it from scattering around to provide comfortable operation.



HS6600 : Dust nozzle is option.

## Rear angular guide

For smooth and precise adjustment of bevel angle



## Aluminum diecast safety cover

## Single action lever for quick adjustment of cutting depth



## Compatible with Guide rail


For use with Guide rail, the shape of base is designed to install Guide rail adapter.



## Single-finger switch



## Two-finger switch



## Accessories

### Guide rail



Length	1.4m	1.9m	3.0m
Part No.	194368-5	194925-9	194367-7

### Bevel guide set



Adjustable angle of Guide Rail  
Part No. 196664-7

### Clamp set




Part No. 194385-5

### Dust nozzle set



Part No.196843-7

### Guide rail adapter set



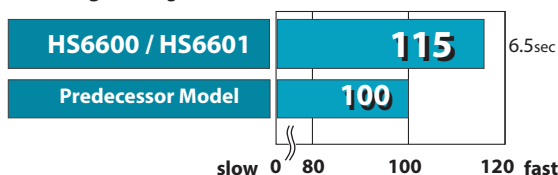
Part No. 197462-2

## Comparison of Efficiency (Cutting speed)

Note: Numbers in the chart below is relative values when the capacities of Predecessor Model are indexed at 100.

Test material: Melapi (49mm thick x 300mm long)

Bevel angle: 0 degree



## Circular Saw

## HS6600 / HS6601 165mm (6-1/2")

303 WATT

- Double Insulation
- Dust Collecting

Continuous rating Input	1,050W
Max cutting capacity	at 0 degrees : 54.5mm (2-1/8") at 45 degrees : 37.5mm (1-1/2")
Blade diameter	165mm (6-1/2")
No load speed (rpm)	5,200
Dimensions (LxWxH)	HS6600 : 296x230x243mm (11-5/8"x9"x9-9/16") HS6601 : 296x232x243mm (11-5/8"x9-1/8"x9-9/16")
Net weight	HS6600 : 3.6kg (8.0lbs) HS6601 : 3.7kg (8.1lbs)
Power supply cord	2.5m (8.2ft)

Standard Equipment : TCT saw blade, Hex wrench, Guide rule (Rip fence), Dust nozzle (HS6601)

weight according to EPTA-Procedure 01/ver.2.1

Items of standard equipment and specifications may vary by country or area.

# Makita Corporation

3-11-8 Sumiyoshi-cho, Anjo, Aichi, 446-8502 Japan

PRINTED IN JAPAN 201602