
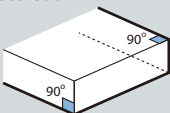
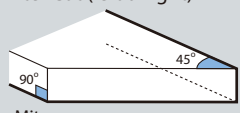
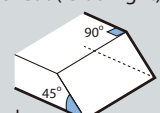
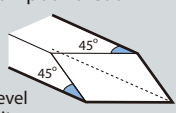

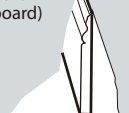


Max. cutting capacity (height x width)

					
Cross Cut 	Miter Cut (left & right)  Miter	Bevel Cut (left & right)  Bevel	Compound Cut  Bevel Miter	Crown molding, 45 degree type 	Baseboard (Skirt board) 
68 x 310 (2-11/16" x 12-1/4") 91 x 279 (3-5/8" x 11")	45° left 42 x 310 (1-5/8" x 12-1/4") 58 x 279 (2-1/4" x 11")	45° left/ right 68 x 218 (2-11/16" x 8-5/8") 91 x 197 (3-5/8" x 7-3/4")	Bevel 45° left 42 x 218 (1-5/8" x 8-5/8") Miter 45° left/ right 58 x 197 (2-1/4" x 7-3/4")	Upright cutting 168 (6-5/8")	Upright cutting 133 (5-1/4")
	45° right 29 x 305 (1-1/8" x 12") 43 x 279 (1-11/16" x 11")		Bevel 45° right 29 x 215 (1-1/8" x 8-1/2") Miter 45° left/ right 43 x 197 (1-11/16" x 7-3/4")	Horizontal cutting 248 (9-3/4")	Horizontal cutting 305 (12")

Accessories

Vertical vise assembly  
Part No. 126617-2



Dust bag assembly  
Part No. 122852-0



Stand  
Part No. WST06



Horizontal vise assembly  
Part No. 122470-4



Stand  
Part No. 198688-9



Stand  
Part No. WST05



Crown molding stopper set  
Part No. 192628-9



Slide Compound Miter Saw

LS1019, LS1019L 260mm (10-1/4")

- Double Insulation
- Constant Speed
- Soft Start
- Brake
- Bevel Cutting 45 LR
- Dust Collection



Continuous rating input	1,510W
Blade Diameter	260 mm (10-1/4")
Miter Angle	60° L / 60° R
Bevel Angle	48° L / 48° R
Max Cutting Capacity	90° Miter: 91 x 279 mm (3-5/8" x 11") 90° Miter: 68 x 310 mm (N/A" x N/A") 45° Miter, L/R: 91 x 197 mm (3-5/8" x 7-3/4") 45° Miter, L/R: 68 x 218 mm (N/A" x N/A")
No Load Speed (RPM)	3,200
Sound Pressure Level	91 dB(A)
Sound Power Level	101 dB(A)
Vibration Level	2.5 m/s <sup>2</sup> or less
Dimensions (L x W x H)	805x644x660mm (31-3/4"x25-3/8"x26")
Net weight	LS1019 : 26.1kg (57.6 lbs) LS1019 L: 26.3kg (57.9 lbs)
Power supply cord	2.5 m (8.2 ft)

Standard Equipment : TCT Saw Blade, Dust Bag, Triangular Rule, Vertical Vise, Hex Wrench

weight according to EPTA-Procedure 01/ver.2.1  
Items of standard equipment and specifications may vary by country or area.

Makita Corporation

3-11-8 Sumiyoshi-cho, Anjo, Aichi, 446-8502 Japan

PRINTED IN JAPAN 201706

Makita®

Slide Compound Miter Saw  
LS1019 / LS1019L 260mm (10-1/4")



Single sliding system enables smooth operation to produce superior cuts

DXT



# High precision cutting



Diameter of slide pipe is changed from 25mm to 30mm. Moreover, by redesigning Arm section shape, the precision at bevel cutting is increased.



Integration of Guide fence and Lower fences provides the rigidity more than the separation structure.



## Rail-forward design enables to be placed against a wall for maximizing work space

Motor head slides on fixed pipes without extending machine rear end, so the machine can be placed close to wall.

### Conventional model

needed to set apart from the wall




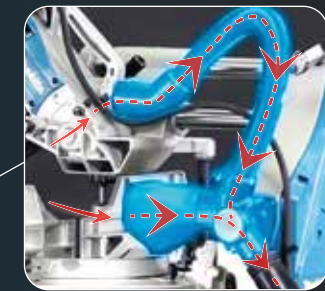
### LS1019/LS1019L

can be placed close to wall



## Excellent dust collection

When cutting the low height workpiece, the dust collecting is more effective than current model because of the dual improved dust collecting port.

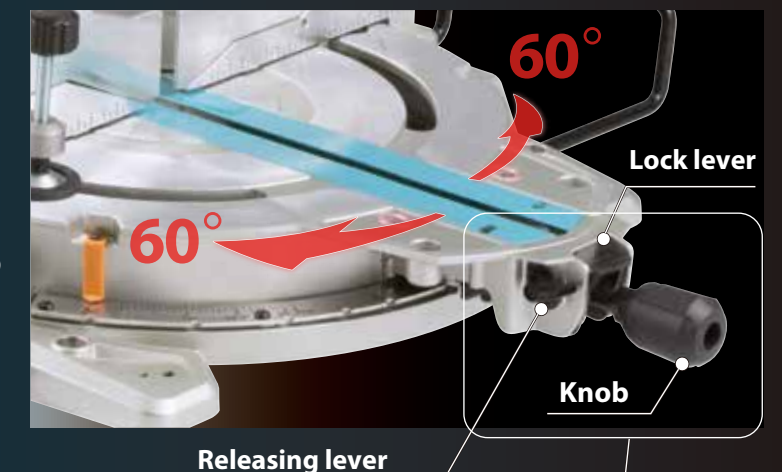


## Large turn base

supports even large workpiece stably.

## Easy-to-operate miter angle lock

Miter angle can be unlocked by turning Knob counterclockwise while pushing down Lock lever.



Once Releasing lever is pushed down:

- Turn base can be moved without pushing down Lock lever.
- The turning action is smooth because positive stops are released.
- Miters 0°-60° left and right, with positive stops at 0°, 15°, 22.5°, 31.6°, 45° and 60° (left and right)